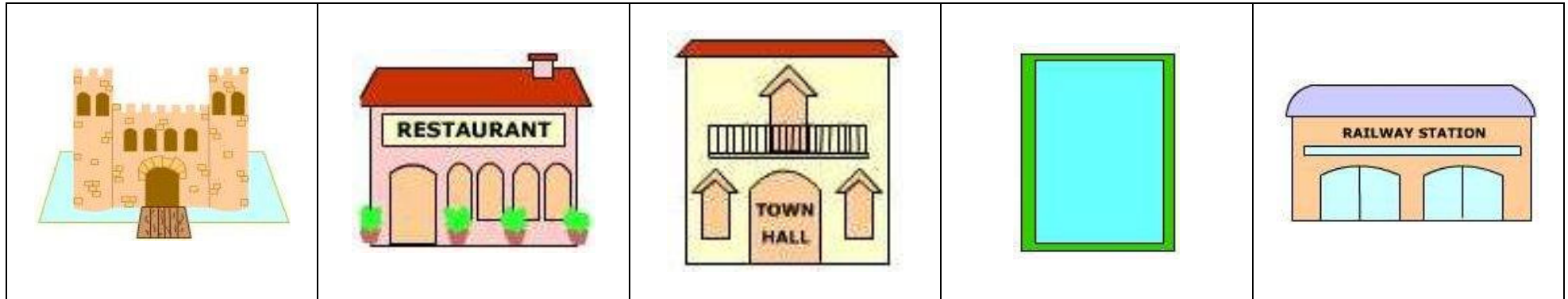


THE TOWN 2

Read the clues and put the buildings in the correct places.



CASTLE AVENUE



The school is between the park and the post office.

The town hall is opposite the park.

The railway station is opposite the post office and next to the swimming pool.

The restaurant is between the castle and the town hall.

The library is opposite the castle.


Where is my house?

THE TOWN 2

Read the clues and put the buildings in the correct places.

--	--	--	--	--

CASTLE AVENUE

				
--	--	--	--	--

The school is between the park and the post office.

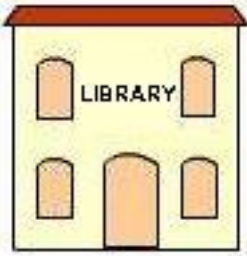

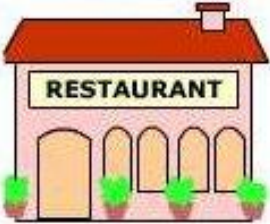




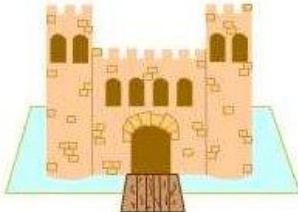
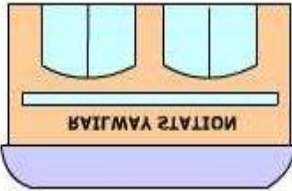
The town hall is opposite the park.

The railway station is opposite the post office and next to the swimming pool.

The restaurant is between the castle and the town hall.

The library is opposite the castle.

Where is my house?

 <p>LIBRARY</p>	 <p>TOWN HALL</p>		 <p>RESTAURANT</p>	 <p>PARK</p>
 <p>SCHOOL</p>		 <p>My house</p>		 <p>NOITATZ YAWJIAF</p>